





Cable laying rollers

Cable laying devices

202

Vetter GmbH
Kabelverlegetechnik

Cable rollers for straight cable lines

Cable frame rollers for cable-D 10-300 mm

Cable corner and diversion roller bows

Cable guide rollers and canal braces

Cable shaft equipment and cover lifters

Cable and rope lead-in rollers and tubes

Cable and pipe cutters and burring tools

Cable length measuring devices for cable-D 3-120 mm

Rolling odometers and rail measuring device

Cable jointer's tents and umbrellas

Cable warning and locating tapes

Vetter GmbH Kabelverlegetechnik • Industriestrasse 28 • D-79807 Lottstetten
Tel.: +49 7745/9293-0 • Fax +49 7745/9293-499 • info@vetter-kabel.de • www.vetter-kabel.de

Cable run out roller

Cable run-out roller 2 steel rollers D 60 mm with ball bearings, steel construction galvanized

Code	Type	Roller-D	Mat.	SWL	L/W/H mm	kg
202090	KR 500	60x500	Steel	200 kg	760x500x460	16,40

Cable run out roller fold up type

Cable run-out roller 2 steel rollers D 60 mm with ball bearings. Capacity 200 kg. Wide cable guidance in front of the drum. Jack-knife type for transportation. Steel construction galvanized.

Code	Type	Roller-D	Open width	Folded L/W/H	kg
202092	KR 750	60x750	1400 mm	850x500x400 mm	18,40

Slim cable rollers

Slim cable laying roller, narrow tube construction. Alu-roller with friction bearings. Steel construction galvanized.

Code	Type	Roller-D	Mat.	Cable-D	SWL	L/W/H mm	kg
202300	CA 1	90/50/100	Alu	up to 70 mm	150 kg	250x155x190	2,90

Slim cable rollers

Slim cable laying roller, with base plate, narrow construction. Alu-roller with friction bearings. Steel construction galvanized.

Code	Type	Roller-D	Mat.	Cable-D	SWL	L/W/H mm	kg
202310	CAB 1	90/50/100	Alu	up to 70 mm	150 kg	250x155x190	3,30

Cable rollers

Cable laying roller, steel or alu roller, see table below. Steel construction galvanized.

Code	Type	Roller-D	Mat.	Cable-D	SWL	L/W/H mm	kg
202400	KRS 1	120/76/145	Steel	up to 100 mm	150 kg	250x230x240	4,20
202410	KRA 1	125/60/146	Alu	up to 100 mm	150 kg	250x230x240	4,20

Cable rollers

Cable laying roller with base plate, steel or alu roller, see table below. Steel construction galvanized.

Code	Type	Roller-D	Mat.	Cable-D	SWL	L/W/H mm	kg
202421	KBS 1	120/76/145	Steel	up to 100 mm	150 kg	250x230x210	5,20
202420	KBA 1	125/60/146	Alu	up to 100 mm	150 kg	250x230x210	5,20

Cable rollers

Cable laying roller, steel roller with ball bearings. Steel construction galvanized.

Code	Type	Roller-D	Mat.	Cable-D	SWL	L/W/H mm	kg
202414	KRQ 1	120/76/185	Steel	up to 120 mm	150 kg	290x260x260	5,40

Cable rollers

Cable laying roller for very heavy high voltage cables, cylindrical steel-roller with ball bearings, steel construction galvanized.

Code	Type	Roller-D	Int. width	Cable-D	SWL	L/W/H mm	kg
202470	KRS 1-170	80/216	175 mm	up to 170 mm	400 kg	310x255x270	5,80
202472	KRS 1-220	80/275	230 mm	up to 220 mm	400 kg	310x315x270	6,40

Fixing nails

Fixing nails steel galvanized for fixing of all cable and pipe rollers to the ground.

Code	Type	Round steel-D	Length	kg
205690	BN 30	16 mm	30 cm	0,50
205710	BN 50	16 mm	50 cm	0,80

Cable rollers

Cable laying roller for very heavy high voltage cables, cylindrical steel-roller with ball bearings, steel construction galvanized.

Code	Type	Roller-D	Mat.	Cable-D	SWL	L/W/H mm	kg
202485	KRS 1-600	80/600	Steel	up to 200	400 kg	629x295x261	14,00

Cable rollers

Cable laying roller for slight curvatures, perfect cable guidance in any situation. 1 base and 2 lateral rollers of special aluminium with friction bearings. Steel construction galvanized.

Code	Type	Roller-D / Mat.	Opening	SWL	L/W/H mm	kg
202501	KR 3	50 mm / Alu	120 mm	150 kg	300x250x250	5,70



Connector

Cable roller connector for two ore more cable laying rollers KR 3

Code	Type	Suitable for	kg
202540	VG 3	Cable roller KR 3	0,80

Cable rollers

Cable laying roller, steel-roller with ball bearings, very compact and low steel tube frame galvanized.

Code	Type	Roller-D	Mat.	Cable-D	SWL	L/W/H mm	kg
202425	KRO 1	120/76/174	Steel	up to 120 mm	150 kg	370x221x155	5,14

Cable rollers

Cable laying roller, complete plastic construction. Roller with ball bearings, very light weight, see carrying frame as accessory.

Code	Type	Roller-D	Mat.	Cable-D	SWL	L/W/H mm	kg
202417	KRK 1	142/60/172	PE	up to 100 mm	80 kg	280x220x195	1,70

Carrying frame

Carrying frame galvanized for 6 plastic cable rollers KRK 1.

Code	Type	Cap.	Mat.	L/W/H mm	kg
202418	TRG 1	6 pcs. KRK 1	Steel	700x260x160 mm	2,10

Cable guide rollers

Cable guide roller, 3 steel-rollers, adjustable, light version, 2 lateral and 1 adjustable horizontal roller, steel construction, galvanized. Frame with C-profile for individual fixing.

Code	Type	Roller-D	Mat.	SWL	L/W/H mm	kg
202110	BR 3	42x320	Steel	200 kg	400x55x250	5,60



Brace retainer

Brace retainer for triangle cable guide roller Code 202.110, BR 3, steel galvanized.

Code	Type	Suitable for	Suitable for	kg
205500	KSP 33	Frame roller BR 3	Braces D 60 mm	2,70

Cable guide rollers

Cable guide roller for save guidance of the cables. 4 alu-rollers with friction bearings. Opening in all positions.

Code	Type	Opening	SWL	L/W/H mm	kg
202130	ER 4-100A	100x100 mm	150 kg	260x60x260	10,00

Mounting base

Mounting base to cable guide roller Code 202.130, ER 4-100A, steel construction galvanized.

Code	Type	Suitable for	kg
202160	BF 4-100	Frame roller ER 4-100A	7,60

Brace retainer

Brace retainer for cable guide roller Code 202.130 ER 4-100A with alu-rollers. Steel construction galvanized.

Code	Type	Suitable for	Suitable for	kg
205400	KSP 14	Frame roller ER 4-100A	Braces D 60 mm	3,40

Cable guide rollers

Cable guide rollers, 4 high wattage-rollers of thick wall steel, diam. 55 mm, with ball bearings. Opening in all positions. Steel construction galvanized. accessory for fixing on canal braces, on mounting base or on profiles are available.

Code	Type	Opening	SWL	L/W/H mm	kg
202131	ER 4-100S	100x100 mm	500 kg	325x325x153	12,00
202132	ER 4-125	125x125 mm	500 kg	350x350x153	14,00
202137	ER 4-150	150x150 mm	500 kg	375x375x153	14,50
202145	ER 4-200	200x200 mm	500 kg	425x425x153	17,20
202147	ER 4-250	250x250 mm	500 kg	475x475x153	22,00
202152	ER 4-300	300x300 mm	500 kg	525x525x153	25,00

Supports for cable guide rollers

Parts for supporting and fixing a.m. cable guide rollers ER 4-100-300 these standards can be screwed on all sizes. Special supports adapted to any kind of profiles are available at short notice.

Code	Type	Designation	Suitable for	For	kg
205401	KSP 10	Brace retainer	ER 4-100S	Braces D 45-60	2,00
205402	KSP 12	Brace retainer	ER 4-125-300	Braces D 45-60	3,00
202168	BF 4-100S	Mounting base	ER 4-100S	Fixing on the floor	5,00
202170	BF 4-300	Mounting base	ER 4-125-300	Fixing on the floor	8,00
205420	KSA 22	Support connector	ER 4-125-300	Fixing on profiles	4,00

Tray roller supports

Cable roller holder for guide rollers ER 4-125-250 and clamps for tray wall of 15 mm. Clamps for other walls are available.

Code	Type	Suitable for	Length	kg
278770	PRH 4-715	ER 4-125-250	700 mm	3,70



Cable guide rollers

Cable guide roller, 4 high wattage-rollers of thick wall steel with ball bearings. Opening in all positions. Steel construction galvanized.

Code	Type	Roller-D	Mat.	Passage	SWL	L/W/H mm	kg
202200	ES 4-100	60 mm	Steel	max. 100 mm	1500 kg	300x150x265	17,50

Cable corner rollers

Cable corner roller with 2 vertical and 1 horizontal steel roller with ball bearings. Steel tube construction galvanized. These corner rollers can be connected in any quantity to form a correct curve according to the bending radius of the cable. Please open the drawing pdf here on the left.

Code	Type	Roller-D	Mat.	Cable-D	SWL	L/W/H mm	kg
202600	ERS 3	120/76/145	Steel	up to 100 mm	400 kg	620x310x280	12,00

Cable corner rollers

Cable corner roller with 2 vertical and 1 horizontal steel roller with ball bearings. Sheet steel construction galvanized. These corner rollers can be connected in any quantity to form a correct curve according to the bending radius of the cable. Please open the pdf here on the left.

Code	Type	Roller-D	Mat.	Cable-D	SWL	L/W/H mm	kg
202624	ERQ 3	120/76/185	Steel	up to 120 mm	300 kg	450x330x300	16,00

Cable corner rollers

Cable corner rollers high-wattage steel tube construction for heavy high voltage cables. With 2 vertical and 1 horizontal steel roller with ball bearings. This special rocker construction allows an absolute equal radial load to the cable in any corner situation. These corner rollers can be connected in any quantity to form a correct curve according to the bending radius of the cable. Please open the drawing pdf here on the left.

Code	Type	Roller-D	Mat.	Cable-D	SWL	L/W/H mm	kg
202660	EWS 3-110	80/216	Steel	110 mm	800 kg	450x390x340	23,50
202670	EWS 3-170	80/216	Steel	170 mm	800 kg	470x450x400	29,80

Fixing nails

Fixing nails steel galvanized for fixing of all cable rollers and cable corner rollers to the ground. For best and safe fixing nails of a length of 100 cm are recommended.

Code	Type	Round steel-D	Length	kg
205730	BN 70	16 mm	70 cm	1,10
205740	BN 100	16 mm	100 cm	1,58

Cable corner rollers

Cable corner and shaft entrance roller, 45°, 3 rollers. Bending radius 700 mm. Steel construction galvanized. Universal roller type e.g. for horizontal or vertical cable diversion. Select this roller either with steel or with alu-rollers, see table below.

Code	Type	Roller-D,	Mat.	Bend-Rad.	Cable-D	SWL	L/W/H mm	kg
202760	SE 3-45S	120/76/145,	Steel	700	100 mm	500 kg	530x430x230	14,40
202750	SE 3-45A	125/60/146,	Alu	700	100 mm	500 kg	530x430x230	14,20

Cable corner rollers

Cable corner and shaft entrance roller, 90°, 3 rollers. Bending radius 700 mm. Steel construction galvanized. Universal roller type e.g. for horizontal or vertical cable diversion. Select this roller either with steel or with alu-rollers, see table below.

Code	Type	Roller-D,	Mat.	Bend-Rad.	Cable-D	SWL	L/W/H mm	kg
202820	SE 6-90S	120/76/145,	Steel	700	100 mm	500 kg	750x750x230	24,60
202810	SE 6-90A	125/60/146,	Alu	700	100 mm	500 kg	750x750x230	24,20

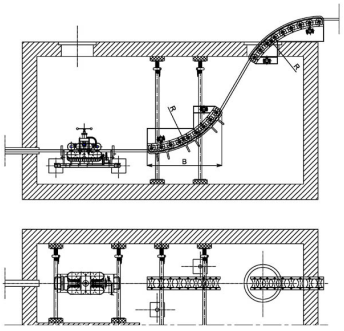

Cable deviation device

Cable deviation devices for big cable bending radius. Especially for big high voltage cables. Steel construction galvanized. Suitable for many applications, e.g. in shafts, channels or as shaft entrance rollers. See pdf drawings on the left, examples of complete deviation steel construction in cable shafts.

- For a complete cable deviation construction can be used:
- 205.180-205.260, high stressable canal braces in length from 0,80 - 3,00 m
- 205.340, brace connector for cross-connection of two canal braces tubes of diam. 48-60 mm.
- 205.630, brace hinge for fixing any brace to nay angular concrete shaft wall.
- 202.848, locking tube bow for fitting or retrofitting on deviation rollers SE 3 to SE 9 securing the cable.

Code	Type	Roller-D,	Mat.	Bend-Rad.	Cable-D	SWL	L/W/H mm	kg
202840	SE 6-90S	120/76/145,	Steel	1100	100 mm	500 kg	-	25,20

202842	SE 8-90S	120/76/145, Steel	1500	100 mm	800 kg	-	41,00

Locking tube bow

Locking tube bow for fitting and retrofitting on cable deviation devices SE 6-9, securing pulling rope and the cable while winch tension release. 4 of them are necessary for 1 bow. Can be mounted and dismounted by hand without any tool.

Code	Type	Suitable for	kg
202848	VSB 3-90	to all cable deviation devices SE 6 to SE 9	0,50



Cable diversion rollers

Cable diversion roller 45°, with 3 rollers of steel or alu. Steel construction galvanized. Two or more of them can be coupled. Select this roller either with steel or with alu-rollers, see table below. On the rear side there are 2 clamps for fixing the equipment on a channel brace for cable diversions in manholes. Order braces separately acc. to needed length, see further below.

Code	Type	Roller-D, Mat.	Bend-Rad.	Cable-D	SWL	L/W/H mm	kg
202851	KUG 3-45S	120/76/145, Steel	700	100 mm	500 kg	600x350x230	12,20
202850	KUG 3-45A	125/60/146, Alu	700	100 mm	500 kg	600x350x230	12,00



Cable lead-in rollers

Cable lead-in roller 45° with 3 or 4 rollers of alu or steel. These rollers with a cable lead-in tube can be fixed directly into the tube and be hold by a canal brace. Lead-in tube and brace to ordered separately. Select this roller either with steel or with alu-rollers, see table below. Order braces separately acc. to needed length, see further below. Order also cable lead-in tubes acc. to duct diam. separately, see code 209.560-209.620.

Code	Type	Roller-D, Mat.	Bend-Rad.	Cable-D	SWL	L/W/H mm	kg
202911	KEG 3-45S	120/76/145, Steel	700	100 mm	500 kg	600x350x230	14,50
202910	KEG 3-45A	125/60/146, Alu	700	100 mm	500 kg	600x350x230	14,30
202951	KEG 4-45S	120/76/145, Steel	1100	100 mm	500 kg	800x300x230	21,10
202950	KEG 4-45A	120/76/145, Alu	1100	100 mm	500 kg	800x300x230	20,90

Cable guide rollers

Cable guide rollers for under or over passing of obstacles. Steel-roller with ball bearings D 100/150 mm for heavy loads. Without braces, roller length see table below.

Code	Type	Roller-D	Mat.	Cable-D	SWL	LA/LI mm	kg
203150	LR 20	100 mm	Steel	unlimited	500 kg	320/210	8,60
203190	LR 40	100 mm	Steel	unlimited	500 kg	420/310	10,70



Cable protection roller

Cable protection roller, 1 steel roller with spindle extendable 350-500 mm. Steel galvanized. Dimension see table below.

Code	Type	Roller-D	Mat.	Extendable	SWL	L/W/H mm	kg
203250	KSR 200	60/200	Steel	400-550 mm	100 kg	400x200x200	6,00



Cable brace roller

Cable guide roller for under or over passing of obstacles. 1 alu-roller without canal brace, accessory. Roller dimension see table below.

Canal braces see 205.160-205.240

Code	Type	Roller-D	Mat.	Cable-D	SWL	L/W/H mm	kg
203300	KSR 1A	125/60/146	Alu	up to 100 mm	100 kg	150x150x180	2,70



Cable brace roller

Cable guide roller for under or over passing of obstacles. 1 heavy alu-roller for cables up to D 100 mm, without canal brace, accessory. Roller dimension see table below.

Canal braces see 205.160-205.240

Code	Type	Roller-D	Mat.	Cable-D	SWL	L/W/H mm	kg
203500	ZR 220	220/100/140	Alu	up to 100 mm	300 kg	150x150x180	7,60



Edge roller

Edge roller, alu-roller with ball bearings for walls and manhole edges, for cable-D 100 mm.

Code	Type	Roller-D	Mat.	Cable-D	SWL	L/W/H mm	kg
203640	ZRB 220	220/100/140	Alu	up to 100 mm	300 kg	150x150x180	15,90

Cable bundle stand

Bundle stand, triangle changeable up or downgrade, on tripod with height adjustment, steel construction galvanized.

Code	Type	Roller-D	Mat.	SWL	L/W/H mm	kg
203910	BNB 3	42x320	Steel	200 kg	900x900x1300	13,20

Canal braces

Canal brace extendable, steel construction, powder coated black.

Code	Type	Duct-D	Length	kg
205160	KS 4-6	60 mm	40-60 cm	6,20
205180	KS 6-10	60 mm	60-100 cm	8,50
205200	KS 8-13	60 mm	80-130 cm	10,00
205220	KS 10-17	60 mm	100-170 cm	11,50
205240	KS 14-24	60 mm	140-240 cm	15,50
205260	KS 17-30	60 mm	170-300 cm	19,80



Brace connector

Brace connector for cross-connection of 2 canal braces or tubes. Steel galvanized.

Code	Type	For duct-D	kg
205340	SPV 45-60	45-60 mm	2,65

Brace hinge

Brace hinge for fixing of any braces to any angular concrete shaft wall, galvanized.

Code	Type	Suitable for	kg
205630	KSS 6-300	all braces KS 4-6 to KS 17-30	2,00

Cable roller bow

Cable roller bow mainly used in sea cable laying, for cables from diameter 70-230 mm. Available in different radius. Steel construction galvanized. Pulleys of high wattage Polyamide plastic with ball bearings also of stainless steel. SWL = safe working load

Code	Type	Pulley-D	Bend-Rad.	Cable-D	SWL	L/W/H mm	kg
202849	SE 12-180	200/100	1560	125	4800 kg	3500x400x2550	245,00

Double tandem pulleys

Double tandem pulleys, steel construction galvanized. Four high wattage Polyamide pulleys with ball bearings. Mainly used in sea cable laying. The device adapt automatically to each pulling angle. The double rocker construction allows big bending radius. See pdf-drawing on the left. SWL = safe working load

Code	Type	Pulley-D	Groove width	Rad. 45°	SWL	L/W/H mm	kg
510243	LKT 205P	200/100	125	2000 mm	5000 kg	1800x250x800	182,00
510340	LKT 300P	300/120	230	2800 mm	5000 kg	2500x400x850	251,00

Steel snatch blocks

Steel snatch blocks, steel pulleys with friction bearing, swivelling hook. For diversion of pulling ropes and for mounting works on poles. Please pay attention to the max. allowed lifting load.

• The lifting load must not be higher than 1/2 of the hook load
• Please pay attention to the left-hand symbol

Code	Type	Pulley-D	Passage	Hook load	SWL	Dimension	kg
548240	DSR 10	85/105	7 mm	1000 kg	500 kg	305x110x25	3,30
548243	DSR 20	150/190	13 mm	2000 kg	1000 kg	425x200x30	8,90
548246	DSR 30	180/220	15 mm	3200 kg	1600 kg	496x230x40	15,50
548249	DSR 60	210/260	18 mm	6400 kg	3200 kg	655x280x50	26,50

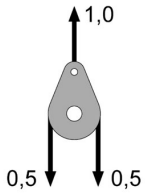

Cover lifter

Cover lifter with triangular handle for light shaft covers, steel construction galvanized. Two required.

Code	Type	Dimension	kg
207110	DHZ 10	480x400x54	3,76

Cover lifter

Cover lifter with spindle for heavy and blocked shaft covers. Steel construction galvanized. Two required

Code	Type	Dimension	kg
207120	DHZ 20	540x400x134	6,70

Cover lifter

Cover lifter mobile, capacity 600 kg for lifting and transporting away of heaviest shaft covers. High lifting capacity and stroke. Steel construction galvanized. Two required.

Code	Type	Lift each/pair	Lift height	L/W/H mm	kg
207210	DHF 06	600/1200 kg	200 mm	470x260x500	16,00

Shaft edge rollers

Shaft edge rollers for protection of the pulling winch ropes. Steel construction galvanized. High-wattage steel roller with friction bearings.

Code	Type	Roller-D	Type	SWL	L/W/H mm	kg
202700	SKS 1	200/120/90	fix	1000 kg	250x250x250	12,70
202710	SKD 1	200/120/90	swivelling	1000 kg	250x250x250	13,80



Shaft edge rollers

Cable corner and shaft entrance roller, 45°, 3 rollers. Bending radius 700 mm. Steel construction galvanized. Universal roller type e.g. for horizontal or vertical cable diversion. Select this roller either with steel or with alu-rollers, see table below.

Code	Type	Roller-D,	Mat.	Bend-Rad.	Cable-D	SWL	L/W/H mm	kg
202760	SE 3-45S	120/76/145,	Steel	700	100 mm	500 kg	530x430x230	14,40
202750	SE 3-45A	125/60/146,	Alu	700	100 mm	500 kg	530x430x230	14,20

Shaft edge rollers

Cable corner and shaft entrance roller, 90°, 3 rollers. Bending radius 700 mm. Steel construction galvanized. Universal roller type e.g. for horizontal or vertical cable diversion. Select this roller either with steel or with alu-rollers, see table below.

Code	Type	Roller-D,	Mat.	Bend-Rad.	Cable-D	SWL	L/W/H mm	kg
202820	SE 6-90S	120/76/145,	Steel	700	100 mm	500 kg	750x750x230	24,60
202810	SE 6-90A	125/60/146,	Alu	700	100 mm	500 kg	750x750x230	24,20

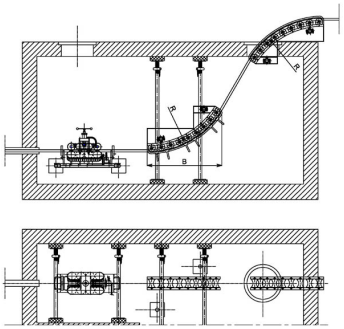

Cable deviation device

Cable deviation devices for big cable bending radius. Especially for big high voltage cables. Steel construction galvanized. Suitable for many applications, e.g. in shafts, channels or as shaft entrance rollers. See pdf drawings on the left, examples of complete deviation steel construction in cable shafts.

• For a complete cable deviation construction can be used:
• 205.180-205.260, high stressable canal braces in length from 0,80 - 3,00 m
• 205.340, brace connector for cross-connection of two canal braces tubes of diam. 48-60 mm.
• 205.630, brace hinge for fixing any brace to nay angular concrete shaft wall.
• 202.848, locking tube bow for fitting or retrofitting on deviation rollers SE 3 to SE 9 securing the cable.

Code	Type	Roller-D,	Mat.	Bend-Rad.	Cable-D	SWL	L/W/H mm	kg
202840	SE 6-90S	120/76/145,	Steel	1100	100 mm	500 kg	-	25,20
202842	SE 8-90S	120/76/145,	Steel	1500	100 mm	800 kg	-	41,00

Locking tube bow

Locking tube bow for fitting and retrofitting on cable deviation devices SE 6-9, securing pulling rope and the cable while winch tension release. 4 of them are necessary for 1 bow. Can be mounted and dismounted by hand without any tool.

Code	Type	Suitable for	kg
202848	VSB 3-90	to all cable deviation devices SE 6 to SE 9	0,50

Cable lead-in roller

Cable lead-in roller for protection of the cable and the duct. With steel tubes galvanized with fixing clamp to the duct.

Code	Type	Duct-ID	Tube-L	Roller-D	kg
274420	LER 22/1	22 mm	240 mm	80/30x38/50	0,60
274430	LER 25/1	25 mm	240 mm	80/30x38/50	0,70
274440	LER 28/1	28 mm	240 mm	80/30x38/50	0,70
274470	LER 35/1	35 mm	240 mm	80/30x38/50	0,82
274490	LER 40/1	40 mm	240 mm	80/30x38/50	0,80
274530	LER 54/1	54 mm	240 mm	80/30x38/50	0,90
274580	LER 74/1	74 mm	240 mm	80/30x38/50	1,20

Cable lead-in tubes

Cable lead-in tube for protection of the plastic conduit. Hinged with clamp for safe fit in the conduit, sheet steel galvanized.

Code	Type	Duct-ID	kg
209340	KET 60	55-62	1,50
209360	KET 70	64-72	1,40
209370	KET 75	72-77	1,40
209380	KET 80	77-82	1,90
209400	KET 90	89-95	1,95
209420	KET 100	97-104	2,40
209460	KET 120	115-124	2,60
209470	KET 130	128-136	3,00
209490	KET 140	135-144	3,50
209520	KET 150	142-152	4,50
209525	KET 170	160-175	5,70
209528	KET 180	170-185	5,70
209530	KET 190	180-195	5,80
209535	KET 200	195-210	6,00



Cable lead-in tubes

Cable lead-in tube to be mounted on the cable lead in rollers KEG 3-7 for protection of the plastic conduit. Hinged with clamp for safe fit in the conduit, sheet steel galvanized.

Code	Type	Duct-ID	Insertion-L	kg
209560	KTL 80	77-82	180 mm	2,10
209580	KTL 100	97-104	180 mm	2,60
209600	KTL 120	115-124	180 mm	2,80
209620	KTL 150	147-154	180 mm	4,40

Rope lead-in tubes

Rope lead-in-tube with 1 steel roller for protection of the pulling rope and the conduit. Hinged with clamp for safe fit in the tube. Sheet construction galvanized.

Code	Type	Duct-ID	Steel rollers	Insertion-L	kg
209640	SET 60	55-62	90/50x100	180 mm	3,90
209650	SET 70	64-72	90/50x100	180 mm	3,91
209655	SET 75	71-75	90/50x100	180 mm	4,45
209660	SET 80	77-82	90/50x100	180 mm	4,70
209670	SET 90	90-95	90/50x100	180 mm	4,80
209680	SET 100	97-104	90/50x100	180 mm	5,10
209700	SET 120	115-124	90/50x100	180 mm	5,50
209720	SET 130	128-136	90/50x100	180 mm	6,00
209730	SET 140	135-144	125/60x145	180 mm	8,50
209740	SET 150	147-154	125/60x145	180 mm	8,50
209745	SET 180	170-185	125/60x145	180 mm	10,60
209750	SET 190	180-195	125/60x145	180 mm	10,30
209760	SET 200	195-210	125/60x145	180 mm	10,60

Rope lead-in tubes

Cable lead-in-tube with rollers of for protection of the cable and the conduit. Hinged with clamp for safe fit in the tube. 4 steel rollers D 42 mm, galvanized.

Code	Type	Duct-ID	Insertion-L	kg
209786	KEK 50	45-50	180 mm	2,70
209792	KEK 75	69-74	180 mm	3,50
209802	KEK 80	77-82	180 mm	3,60
209810	KEK 90	90-95	180 mm	4,20
209820	KEK 100	97-104	180 mm	4,60
209840	KEK 120	115-124	180 mm	5,30
209850	KEK 130	128-136	180 mm	6,00
209860	KEK 140	135-144	180 mm	6,50
209880	KEK 150	147-154	180 mm	8,00
209890	KEK 160	155-165	180 mm	8,20
209910	KEK 180	170-185	180 mm	8,50
209920	KEK 190	180-195	180 mm	8,50
209930	KEK 200	195-210	180 mm	8,80

Leading-in funnel

Cable leading-in funnel, flexible metal hose for introducing all kind of cables into ducts in any position. Two mounted steel ropes lengthwise avoid damaging the flexible hose. During introducing of the cable the cables can be lubricated automatically and evenly on their whole length. Steel galvanized. These funnels can be supplied in different diameters and lengths.

Code	Type	For duct-ID	Length	Safety	kg
273050	MET 69/40	69-72 mm	4,00 m	Steel ropes	10,40
273100	MET 98/18	98-100 mm	1,80 m	Steel ropes	8,80
273108	MET 98/40	98-100 mm	4,00 m	Steel ropes	12,90

Protective cable bows

Protective cable bow smooth model, steel sheet galvanized

Code	Type	Duct-ID	kg
209100	KSB 10	100 mm	1,90

Protective cable bows

Protective cable bow for cable shaft edges, steel sheet galvanized

Code	Type	Up to cable-D	kg
209140	KSB 20	100 mm	4,70

Protective cable bows

Protective cable bow with handle and stop, steel sheet galvanized

Code	Type	Duct-ID	kg
209180	KSB 30	100 mm	2,30

Protective cable bows

Protective cable bow two pcs. with snout, steel sheet galvanized

Code	Type	Duct-ID	kg
209220	KSB 40	100 mm	3,50



Protective cable bows

Protective bow for pulling-in multiple ducts, steel sheet galv.

Code	Type	For multiple ducts-D	Width	kg
209230	RSB 200	2x35 + 2x28 mm	200 mm	7,00

Cable cutters

Cable cutters for insulated AL- and CU-cables

Code	Type	Cable to	Opening	Handle	Length	kg
255200	HK 101/1	150 mm²	26	Steel	570	1,80
255210	HKI 201/1	150 mm²	26	insulated	570	2,20
255300	HK 101/2	400 mm²	40	Steel	950	3,70

Cable cutters open

Cable cutters with ratchet, open type, for insulated AL- and CU-cables.

Code	Type	Cable to	Length	kg
255980	KTO 25	25 mm	240	0,94
256200	KTO 36	36 mm	320	1,36

Cable cutters open

Cable cutters with ratchet, closed type with swing blades, very compact, for insulated AL- and CU-cables.

Code	Type	Cable to	Length	kg
256220	KTG 34	34 mm	220	0,75
256230	KTG 42	42 mm	260	1,03
256240	KTG 52	52 mm	290	1,20

Cable cutters closed

Cable cutters with ratchet, closed type with swing blades, very compact, for insulated AL- and CU-cables.

Code	Type	Cable to	Length	kg
256260	KTG 62	62 mm	400	1,70
256280	KTG 80	80 mm	530	3,00

Electro-hydr. cable cutters

Electro-hydraulic cable cutters, open type. 12 volt accu-batteries. Cutting head 360° rotating. 55 cuts per charge. For insulated AL- and CU-cables. Complete set in steel case 590x450x104 mm.

Code	Type	Cable to	kg
257200	ESO 50	50 mm	13,50



Hydraulic cable cutters

Hydraulic cable cutter closed type, for insulated AL- and CU-cables including armouring, but without steel core. Built-in hand pump.

Code	Type	Cable to	Cutting pressure	Pressure	Length	kg
257550	SH 85	85 mm	55 kN	700 bar	695 mm	7,50

Electro-hydr. cable cutters

Cable cutters accu-electro-hydraulic, 24 volt, for fast cutting of heavy cables or recycling purpose. 100 cuts per charge. For insulated AL- and CU-cables.

Code	Type	Cable to	Cutting head	kg
257650	HAS 90	90 mm	12 kg	34,00
257660	HAS 120	120 mm	14 kg	36,00

Motor hydraulic cable cutters

Hydraulic cable cutters with petrol engine complete with hoses, mobile. For heaviest Al- and CU-cables without steel core. Cutting time approx. 10-12 sec. Consisting of petrol-hydraulic pack and cutting head. Hose-set length 2 m.

Code	Type	Cable to	Engine	Cut	Head	kg
257900	HBK 311/125	105 mm	Petrol 2,6 kW	12 sec.	12 kg	69,00

Cable spiking device

Cable spiking device. To ensure that a cable which has to be removed is really dead the cable must be spiked by this cable spiker. Device incl. 1 chisel 30 mm and 1 chisel 45 mm and 50 cartridges red, (very strong). Please note the following properties before taking a decision:

- Cable up to 110 kV can be spiked regarding the following requirements:
- The OD of the cable must not be bigger than 80 mm
- The conductor of CU or AL must not be bigger than 630 mm², e.g. 30,6 mm
- Depending on the system 2 cable spikers connected with a cable are necessary
- Please ask for the operating and maintenance instructions before making a decision.

Code	Type	Cable to	Voltage to	to mm²	Wooden case	kg
259100	KBG 80	max. D 80 mm	110 kV	max. 630	560x300x100	8,80
259110	MEI 30	Spare chisel	Width 30	max. 300	--	0,17
259120	MEI 45	Spare chisel	Width 45	max. 630	--	0,23

Cable cutting system

Cable cutting system with foot pump. This cutter can cut the cable in an operating distance of 10 m to make sure that's really without tension. Including 10 m hose with special insulating oil. The equipment is certificated according EN 50340 and VDE 0682 part 661.

Code	Type	Cable-D	Voltage to	Sheet case	kg
259670	CPF 095	to 90 mm	30 kV	640x800x355 mm	35,20
259690	CPF 120	to 120 mm	30 kV	640x800x355 mm	36,70

Conduit cutters

Conduit cutters for plain cuts.

Code	Type	Duct-OD	Length	kg
273171	MRS 43	to 42	215 mm	0,45
273172	MRS 50	to 50	265 mm	0,60
273173	MRS 63	to 63	285 mm	0,70
273174	MRS 75	to 75	485 mm	1,60

Burring tools

Burring tools for in- and outside of plastic conduits.

Paring knife MSM 40, for separating multiple conduits.

Code	Type	Duct-OD	Burring	Mat.	kg
273180	MRE 50	28-50	ext. /intern	Alu	0,43
273190	MRE 63	28-63	only extern	Poly	0,20
273200	MSM 40	Paring knife	-	-	0,50

Conduit and cable slitter

Conduit slitter for lengthwise and circumferential slitting of plastic conduits and cable covers. Complete reinforced steel version. In case 195x75x45 mm.

Code	Type	Up to wall thickness	L/W/H mm	kg
255905	KMS 6	6 mm	195x75x45	0,35
255910	ERM 6	Spare knife	--	0,10

Manual cable length measuring devices

Manual cable length measuring devices with counter up to 999,99,99 m. Accuracy ± 0,8 %, figure height 4 mm.

• Types HK .. only for cables, types HD .. S with hardened rollers also for steel ropes.
• KB 01 Calibration. Justification before delivery through Vetter, not governmental authorization.
• Red hand grip can be unscrewed to screw the device on any other machine.

Code	Type	C-D	St-rope	L/W/H mm	kg
262460	HK 11	3-21	no	300x150x70	1,30
262400	HD 11S	3-21	3-12	300x150x70	1,40
262470	HK 12	3-50	no	330x190x70	1,98
262410	HD 12S	3-50	3-22	330x190x70	2,00
262480	KB 01	Calibration	-	-	0,01

Manual cable length measuring devices

Manual cable and line length measuring devices with counter up to 9999,99 m. Accuracy ± 2,0 %. Figure height 7 mm. Laterally open for endless measuring of cables and conductors. Constant spring pressure and fine adjustment.

Code	Type	C-D	St-rope	L/W/H mm	kg
262500	KDM 45	5-45	5-20	290x150x120	2,30



Cable length measuring devices

Cable length measuring device, measuring wheel circumference of 500 mm, with counter up to 9999,99 m. Accuracy ± 1,0 %. Figure height 7 mm. Suitable for use in any positions, e.g. hanging on the cable, or as floor type. A spring ensures constant wheel pressure to cable.

Code	Type	C-D	St-rope	L/W/H mm	kg
262530	KLM 110	25-110	no	275x325x425	13,00

Cable and wire length measuring machines

Cable and wire length measuring machines for stationary applications in connection with all cable winding machines. Very robust steel construction. Due to the big perimeter of 1,00 m the accuracy is ± 0,2 %, figure height 7 mm. Approved by the German Federal Physical and Technical Institute (PTB). Max. measuring speed 70 m/min. Please ask for an extensive offer.

- Types LM ... only for insulated cables, types LM ... S also for bare metal goods.
- The measuring accuracy of all LM machines is of ± 0,2 %. Figure height 7 mm.
- The accuracy refers to a calibrated cable of a length of at least 20 m.
- Basic machine with mech. counter, electronic pre-counter for autom. cut-off as accessory.
- In the winding machines DTR/TR/TRG the electronic pre-set counter is installed as standard.

Code	Type	C-D	St-rope	L/W/H mm	kg
322736	LM 20	1-20	no	360/280/400	13,30
322737	LM 20S	1-20	1-8	360/280/400	13,70
322742	LM 40	3-40	no	550/300/420	28,50
322743	LM 40S	3-40	3-22	550/300/420	28,50
322748	LM 60	10-60	no	700/360/600	54,00
322749	LM 60S	10-60	6-32	700/360/600	54,00
322754	LM 80	10-80	no	870/395/670	127,00
322755	LM 80S	10-80	10-55	870/395/670	128,00

Leading bushings

Leading bushings for thin cables and ropes to length machine LM 20 and LM 20 S. Set of 2 pcs., easy to change.

Code	Type	Suitable for	Cable/wire-D	Mounted	kg
322738	BU 06	LM 20/20 S	<= 5 mm	no, accessory	0,16
322739	BU 14	LM 20/20 S	<= 12 mm	yes, LM 20 S	0,16



Leading rollers

Leading in- and out rollers for fitting on cable length measuring machines LM 20 and LM 20 S. 4 steel rollers

Code	Type	Suitable for	Cable/wire-D	kg
322741	ER 20	LM 20/20 S	max. 20 mm	1,20



Roller bow

Roller bow for unwinding cables from drum of upper drum stands. For fitting at cable length measuring machines LM. Steel rollers D 25 mm.

- Type RB 4090 and 6090 - 90° deviation for unwinding from upper drum stands, 15 steel rollers.
- Type RB 4018 and 6018 - 180° deviation for unwinding drums from opposite drum stands, 17 steel rollers.

Code	Type	Suitable for	C-D	Passage	Deviation	L/W/H mm	kg
322783	RB 4090	LM 60/60S	max. 40 mm	45x45 mm	90°	400x180x380	10,10
322784	RB 4018	LM 40/40S	max. 40 mm	45x45 mm	180°	400x180x450	11,00
322781	RB 6090	LM 60/60S	max. 60 mm	65x65 mm	90°	450x200x500	13,00
322782	RB 6018	LM 60/60S	max. 60 mm	65x65 mm	180°	450x180x550	15,00

REGIERUNGSPRÄSIDIUM TÜBINGEN
MESS- UND EICHWESEN BADEN-WÜRTTEMBERG
Office of Legal Metrology of the State of Baden-Württemberg (Germany)

DIE BEI DEN MESSUNGEN VERWENDETEN NORMALE SIND AUF DIE NATIONALEN NORMALE BEI DER PHYSIKALISCH-TECHNISCHEN BUNDESANSTALT RÜCKGEFÜHRT.
THE STANDARDS USED FOR THE MEASUREMENTS ARE TRACEABLE TO THE NATIONAL STANDARDS AT THE PHYSIKALISCH-TECHNISCHE BUNDESANSTALT.

Eichschein
Verification certificate

Nummer *Number*	E 01 0006 10
Gegenstand *Object*	Kabelmessmaschine Typ LM 60 Bauartzulassung 1.3 / 04.09
Identifikation *Identification*	Masch.Nr. 09 060 0028
Hersteller *Manufacturer*	Vetter
Antragsteller *Applicant*	Vetter GmbH Industriestr. 28 79807 Lottstetten
Prüfverfahren *Test procedure*	Entsprechend der Bauartzulassung und der PTB-Prüfregel „Messmaschinen für Längen- und Flächenmessung".
Ergebnis *Result*	Die Längenmessmaschine entspricht den Anforderungen der Anlage 1 Abschnitt 2 der Eichordnung. Eine Verwendung außerhalb des auf dem Typenschild gekennzeichneten Verwendungsbereichs ist nicht zulässig.
Ort und Datum der Eichung *Place and date of verification*	Lottstetten, 12.01.2010
Gültigkeit der Eichung bis *This verification is valid until* **31.12.2012**	**Stempelzeichen** *Marking*

Die Gültigkeit der Eichung erlischt vorzeitig, wenn eine der in §13 Absatz 1 der Eichordnung beschriebenen Veränderungen eingetreten ist.
The validity of the verification has ceased in case if one of the changes listed in §13 section 1 of the Eichordnung has occured.

Eichscheine ohne Unterschrift und Dienstsiegel haben keine Gültigkeit. Dieser Eichschein darf nur unverändert weiterverbreitet werden.
Verification certificates without signature and official stamp are not valid. This verification certificate may only be reproduced in unchanged form.

Ort und Datum *Place and date*	Dienstsiegel *Official stamp*	Unterschrift *Signature*
Donaueschingen, 15.01.2010	REGIERUNGSPRÄSIDIUM TÜBINGEN	H.Ewald

Eichamt Alibert Aichmeldt / Donaueschingen
Hermann-Fischer-Allee 28 - 78166 Donaueschingen
Telefon : (0771) 83250-0
Telefax : (0771) 83250-14
e-mail : eichamt.donaueschingen@rps.bwl.de
internet : www.eichwesen.de

XXXXXXXXX_ES_einseitig.doc 30.01.2004 01ES_FXNC_Kabelmessmaschine.doc 23.07.2007 01ES_ZB1C_Kabelmessmaschine_Vetter_DB.doc 18.02.2009

Calibration of length meters

Official calibration by authorized institute before dispatching the measuring machines LM 20-LM 80 S.

- EI 01 - official calibration is necessary if cables are sold per meter to customers.
- First official calibration can be done before supplying the winding machineries.
- Repeating calibration have to be carried out in intervals of two years on customers place.
- KA 01 - no official calibration by the supplier replaces in many cases the official calibration.
- KA 01 - very suitable for your own ISO 9000 Certification

Code	Type	kg
322791	EI 01	0,02
322795	KA 01	0,02

Cable length measuring machine

Cable length measuring machine, very robust construction, measuring wheel circumference of 500 mm, with mechanical counter up to 9999,99 m. Accuracy ± 0,4 %. Figure height 7 mm. Can be equipped with a pre-set counter as accessory with automatic stop facility.

Code	Type	C-D	St-rope	L/W/H mm	kg
262610	KLM 120	20-120	no	505/280/600	67,00

Electronic pre-set counter

Electronic pre-set counter 230V/AC, without cables, with control panel. For pre-set of the cable length with automatic stop facility. Only for single cable length measuring machines. Select cable as accessory in your length.

Code	Type	Suitable for	Cable length	kg
322764	ZE 212P	LM 20-80 + KLM 120	without	3,30
322765	KA	LM 20-80 + KLM 121	2,0 m	0,30
322766	KA	LM 20-80 + KLM 122	5,0 m	0,40
322767	KA	LM 20-80 + KLM 123	10,0 m	0,50

Rolling odometer

Rolling odometer, collapsible. Rubber tired wheel of a circumference of 1 m. Counter for 9999,99 m, high precision.

Code	Type	Metering wheel-D	TUEV-tested	Counter accuracy	kg
262250	RT 5930	318,5 mm	yes	± 0,02 %	4,60
262254	RT 5920	318,5 mm	no	± 0,05 %	3,90

Rail measuring device

Unit for measuring rails to mount on the a.m. rolling odometers.

Code	Type	Suitable for	kg
262270	RZ 5932	RT 5930 und RT 5920	0,80

Case for odometers

Case of robust plastic for a.m. rolling odometers RT 5930 and RT 5920. Size 620x200x410 mm.

Code	Type	Suitable for	L/W/H	kg
262290	RK 5931	RT 5930 und RT 5920	620x200x410	1,80

Rolling odometer

Rolling odometer for measuring in the field with big spooked wheel, collapsible. Rubber tired wheel of a circumference of 2 m. Counter for 9999,99 m. (Not TÜV-tested)

Code	Type	Metering wheel-D	TUEV-tested	Accuracy	kg
262310	RT 5906	637,0 mm	no	± 0,1 %	6,10

Cable jointer's tents

Cable jointer's tents gable shape, PVC-PSE coated texture, white, with window and flap. Red warning marks around the tent. Hardly inflammable. Order chassis separately.

Tent inscriptions on a.m. tents optional available, can be made all around the tent. Letter height 150 mm, price per letter.

Code	Type	Size	kg
271211	ZKF 200	2,00x2,00x2,00 m	8,00
271411	ZKF 250	2,50x2,50x1,90 m	11,00
271611	ZKF 300	3,00x2,50x1,90 m	18,00
271720	ZBB 15	Tent inscription, 150 mm	0,01

Tent packing sack

Tent packing sack suitable for all sizes of the cable jointer's tents.

Code	Type	Suitable for	kg
271690	ZP 2-3	ZKF 200-300	0,40

Pegs and poles for tents

Pegs and poles for cable jointer's tents, collapsible, max. transporting length 1,20 m, steel galvanized. Packing sack as accessory, please order separately.

Code	Type	Suitable for	kg
271261	ZG 200	ZKF 200	16,00
271461	ZG 250	ZKF 250	18,00
271661	ZG 300	ZKF 300	20,00
271695	ZGP 300	Packing pack for cages	1,50

Cable splicer's tents, gable shape

Very light cable splicer tents in gable shape. PVC coated texture. White with red base part. Prints of logos, names and other accessories see table below.

- Very light, mounted and dismounted in seconds.
- Structure of high quality glass fibre rods and tent combined in one piece.
- Folded packed in a carrying bag.
- Especially suitable for splicing fibre optic cables.
- Front and rear opening for entrance

Code	Type	Dimension	kg
271740	ZPK 180	1,80x1,70x1,65 m	9,00
271745	ZPK 250	2,50x2,00x1,90 m	13,50

Cable splicer's tents, house shape

Very light cable splicer tents in house shape. PVC coated texture. White with red base part. Prints of logos, names and other accessories see table below.

- Very light, mounted and dismounted in seconds.
- Structure of high quality glass fibre rods and tent combined in one piece.
- Folded packed in a carrying bag.
- Especially suitable for splicing fibre optic cables.

Code	Type	Dimension	kg
271750	ZPA 180	1,80x1,80x2,00 m	13,50
271754	ZPA 210	2,10x2,10x2,00 m	15,00
271758	ZPA 250	2,50x2,50x2,00 m	18,50
271760	ZPA 300	3,00x2,50x2,00 m	25,00

Accessory without photo

Accessories for splicer's tents

Accessories for all above listed splicer's tents

Code	Type	Designation	kg
271764	RWS 130	Warning marks red/white all around the tents	0,01
271766	DRU 130	Inscriptions on tends, logos, names etc. per sq.m	0,01
271768	ABL 130	Anchoring cables with tent pegs, per tent	1,00
271769	ZUT 130	Additional door on the opposite side	0,01
271770	REF 130	Reflector lines around the tents.	0,01
271772	LUF 130	Windows of ventilation, set of 4 pcs	0,01

Umbrella for cable works

Umbrella for cable works decagonal. Canvas, colour olive. For safe fastening in the surface see holder below.

Code	Type	Umbrella-D	Parts	kg
271780	KLS 200	2,00 m	10-parts	3,20
271810	KLS 250	2,50 m	10-parts	8,50

Umbrella holders

Holders for umbrellas for fixing in the ground, steel galvanized.

Code	Type	For umbrellas	D/length	kg
271860	KOS 250	KLS 200 + KLS 250	48/40x600	2,60

Umbrella bag

Umbrella bag of PVC suitable for all umbrellas for cable works.

Code	Type	For umbrellas	kg
271900	KSU 250	KLS 200 + KLS 250	1,00

Warning tapes

Warning tapes for cable lines, standard colour yellow, high extensible, 250 m per roll. For special colour or special prints the minimum quantity is 10 rolls.

Code	Type	Print	Width	Thickness	kg
265060	TDK 50	Telekom	50	0,15 mm	2,90
265150	TSS 40	High voltage cable	40	0,15 mm	1,50
265160	TKA 40	Cable	40	0,15 mm	1,50
265490	TSO 40	With special print	40	0,15 mm	1,50
265510	TSO 80	With special print	80	0,15 mm	2,80
265530	TSO 100	With special print	100	0,15 mm	3,50

265860	TAP 40	Cliché for special print	40	all	0,01
265861	TAP 100	Cliché for special print	100	all	0,01

Locating tapes

Locating tapes, standard colour yellow, 250 m per roll, standard width 40 mm, other width available. In the tape integrated are 2 stainless steel wires D 0,5 mm for location. For special colour or special prints the minimum quantity is 10 rolls.

Code	Type	Print	Width	Thickness	kg
265610	TOB 40	With special print	40	0,15 mm	2,30
265861	TAP 100	Cliché for special print	40	all	0,01
265861	TAP 100	Cliché for special print	100	all	0,01

Warning tape dispenser

Warning tape dispenser, light steel construction galvanized. Suitable for all tapes.

Code	Type	For tape width	Roller-D	kg
265890	TWA 100	up to 100 mm	up to 400 mm	2,00